


Qualtrics - Contact Support for HELP - CUHK

judyl@cuhk.edu.hk

EdTech, ACAD, ITSC, CUHK





Welcome to
CUHK



Copyright 2016. All Rights Reserved.
Information Technology Services Centre The Chinese University of Hong Kong

CUHK LOGIN

For Office 365, @Link, LibrarySearch and more

Login with
Student: *Student-ID@link.cuhk.edu.hk*
Staff: *alias@cuhk.edu.hk*
Alumni: *alumni-ID@link.cuhk.edu.hk*
Password: OnePass Password

Sign in

-  Login Help
-  Change Current / Expired Password
-  Maintenance Schedule
-  Contact ITSC

CUHK LOGIN

Visit <https://cuhk.qualtrics.com> and
login using @cuhk.edu.hk or
@link.cuhk.edu.hk accounts



All Projects



Created

Search Projects...

+ Create Project

Type

Project Name

Status

Last Modified

Creation Date

Responses

Owner

Group

Actions



AFTER LOGIN

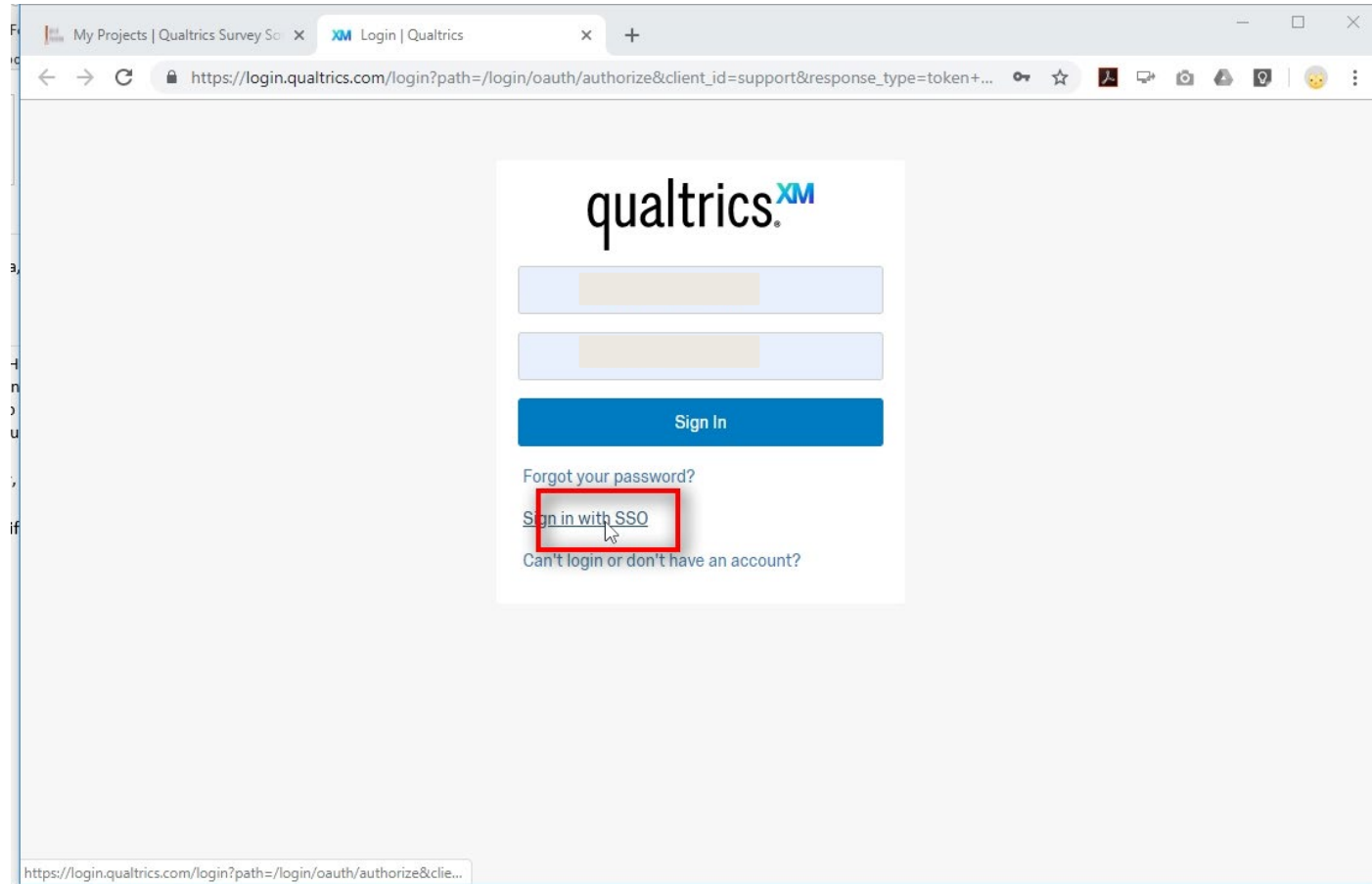
Click on "Help"

The screenshot shows a web browser window with the URL <https://cuhk.au1.qualtrics.com/ControlPanel/>. The page header includes the Qualtrics XM logo and navigation links for Projects, Contacts, Library, Admin, Survey Director, and Help. A 'Help' modal is open, displaying the Qualtrics XM logo and the text 'qualtrics SUPPORT'. Below this, it states: 'Qualtrics Support is your one-stop shop to learn how to use any part of the Qualtrics Platform. An entire library of articles, manuals, and troubleshooting tools - right at your fingertips.' Two buttons are visible: 'SUPPORT SITE' and 'CONTACT SUPPORT', with the latter highlighted by a red rectangle. At the bottom of the modal is a 'Close' button. The background shows a list of survey projects with columns for Type, Project Name, Responses, Owner, Group, and Actions.

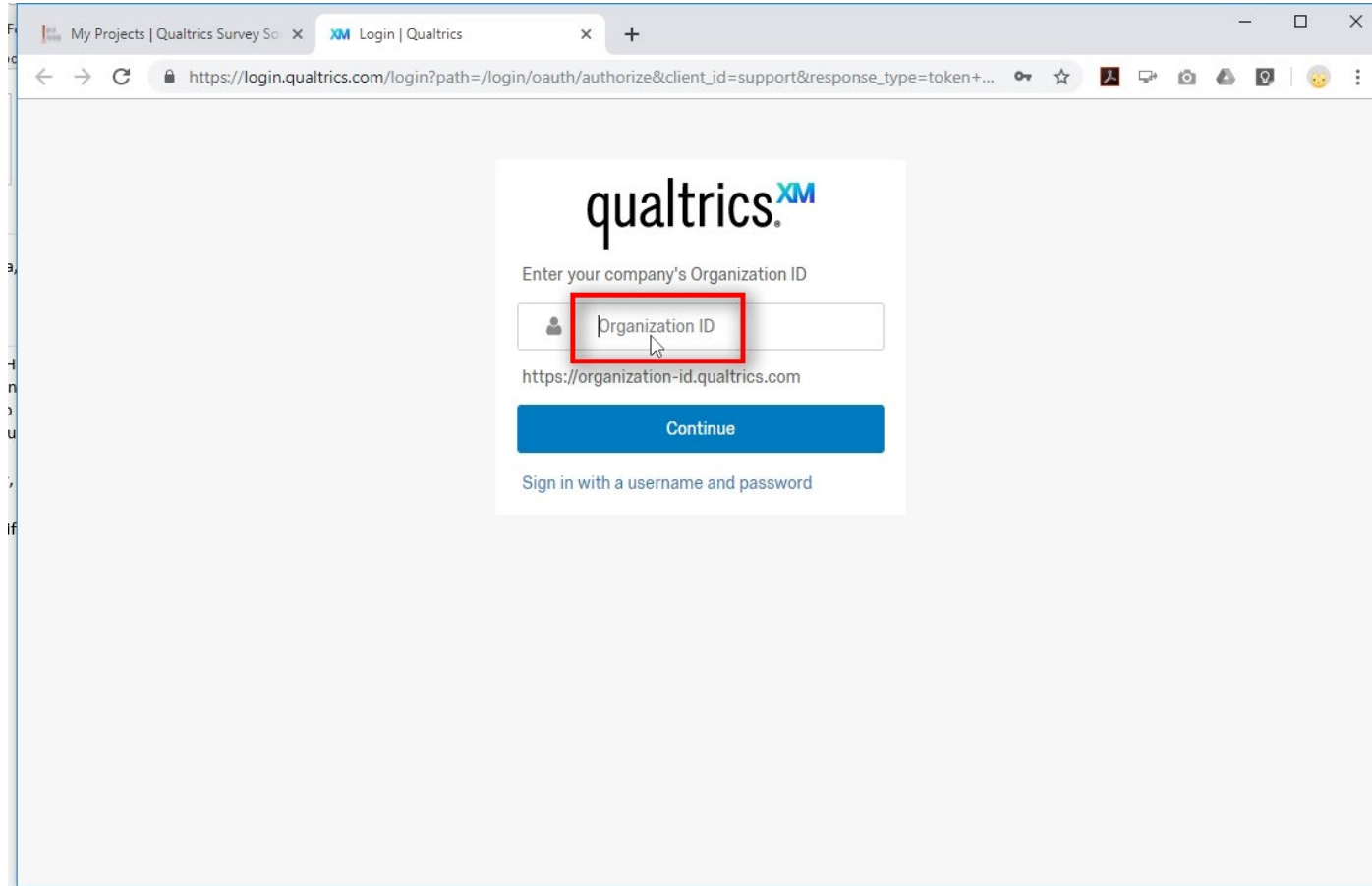
Type	Project Name	Responses	Owner	Group	Actions
Survey	MOOC-MDOC1-NTHUCUHF	8	Me	-	⌵
Survey	MOOC-MDOC1-NTHUCUHF	6	Me	-	⌵
Survey	MOOC-MDOC1-NTHUCUHF	8	Me	-	⌵
Survey	MOOC-MDOC1-NTHUCUHF	8	Me	-	⌵
Survey	MOOC-MDOC1-NTHUCUHF	4	Me	-	⌵
Survey	MOOC-MDOC1-NTHUCUHF	11	Me	-	⌵
Survey	Signup form demo for OGE	4	Me	-	⌵
Survey	CUHK MOOC Data Release	1	Me	-	⌵
Survey	Test for Alex	5	Me	-	⌵

https://www.qualtrics.com/support-center/?utm_medium=product&utm_source=help&utm_campaign=contact+support&UserID=VWJfyk5OUmtSMXFVZUzU2Q3&BrandID=Y3Voaw%3D%3D&Email=anVke...

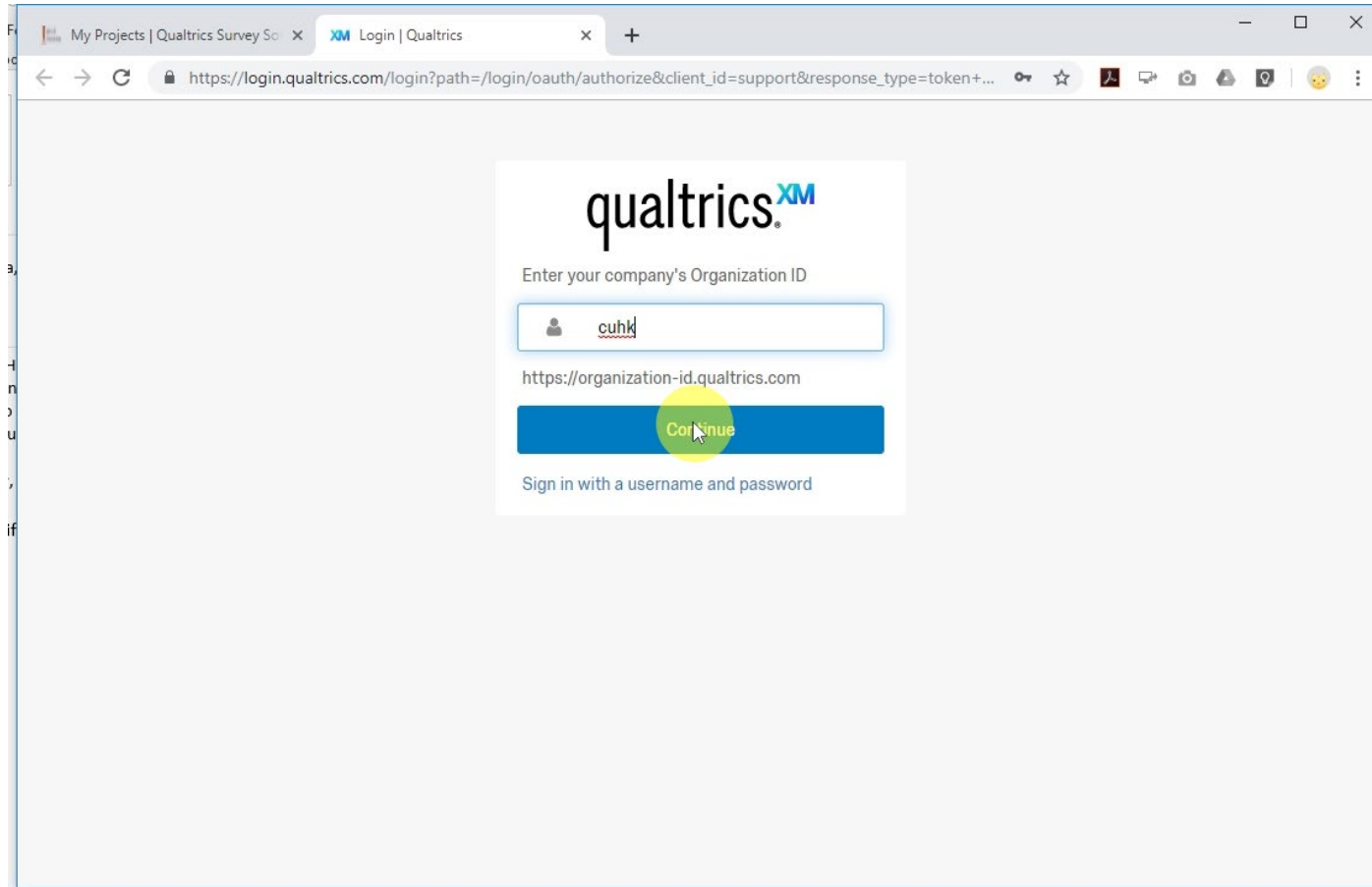
**Click on
"CONTACT
SUPPORT"**



Click on “Sign in with SSO”



TYPE IN: CUHK



**CLICK
“CONTINUE”**

Other Ways to Get Help



QUALTRICS XM COMMUNITY

Post your question in the Qualtrics XM Community and get an answer from other experienced users. Or, show off your expertise and rise in the leaderboards today.

[Visit Qualtrics XM Community](#)



SUPPORT SITE

Your one-stop shop to learn how to use any part of the Qualtrics platform. An entire library of articles, manuals, and troubleshooting tools - right at your fingertips.

[Visit the Support Site](#)

Before getting in touch with our Support team, please answer the below questions.

What is your support request about?

Custom theme request / update

Access to a feature

Upgrading my account

Custom code (HTML, CSS, etc.)

I have a different support request.

PROVIDE DETAILS

THANK YOU!

