

An Online Demonstration of Identification Skills on Chinese Materia Medica



Chi-sun NG, Yuanan JIANG, Michael Wai-yeung CHUNG, Katy Ho-kee KOON, Yiu-ming LAM
School of Chinese Medicine, Faculty of Medicine, The Chinese University of Hong Kong

Background

- Differential quality of Chinese *Materia Medica* (CMM) is existing in the local herbal markets
- Chinese medicine students should equip with CMM identification skills to ensure clinical efficacy and safety when using herbs
- There is currently lack of time, space, reference materials and hands-on demonstration for the students to learn identification skills in courses

Objectives

- To develop simple but concise and clear hands-on demonstration in videos for Chinese medicine students to identify the differential quality, varieties and authenticity of commonly-used or easily-confused CMM in Hong Kong
- To facilitate the inheritance of experience, knowledge and skills of traditional macroscopic identification methods in CMM

Chinese *Materia Medica* Selected for Study

Cervi Cornu Pantotrichum 鹿茸
Ginseng Radix et Rhizoma 人參
Panacis Quinquefolii Radix 西洋參

Codonopsis Radix 黨參
Cordyceps 冬蟲夏草

Aconiti Kusnezoffii Radix 草烏
Aconiti Radix 川烏
Clematidis Armandii Caulis 川木通
Fritillariae Cirrhosae Bulbus 川貝母
Fritillariae Thunbergii Bulbus 浙貝母
Lonicerae Japonicae Flos 金銀花
Pinelliae Rhizoma 半夏

Aconiti Lateralis Radix 附子
Angelicae Sinensis Radix 當歸
Coptidis Rhizoma 黃連
Scutellariae Radix 黃芩
Lygodii Spora 海金沙
Lysimachiae Herba 金錢草
Typhonii Rhizoma 白附子

Usage by Other Chinese Medicine Courses

Micro-modules

Core courses


Chinese *Materia Medica*
• BCME 2103, BCME 5201

Chinese Medicine courses
(Chinese Medicine classics & Chinese Medicine clinical subjects)
• BCME2208, BCME2202, BCME3102, BCME3104, BCME3202, BCME3110, BCME3105, BCME3103, BCME4107, BCME4108
• BCME5301, BCME5302, BCME5401, BCME5404, BCME5405, BCME5501, BCME5505, BCME5601, BCME6602, BCME6603

Elective courses

Introduction to Chinese *Materia Medica* Identification
• BCME2304, BCME2308

General Education Courses
• UGEB 2831, UGEC 2821




Hands-on Demonstration Features



Differential Colour and Morphological Inspection

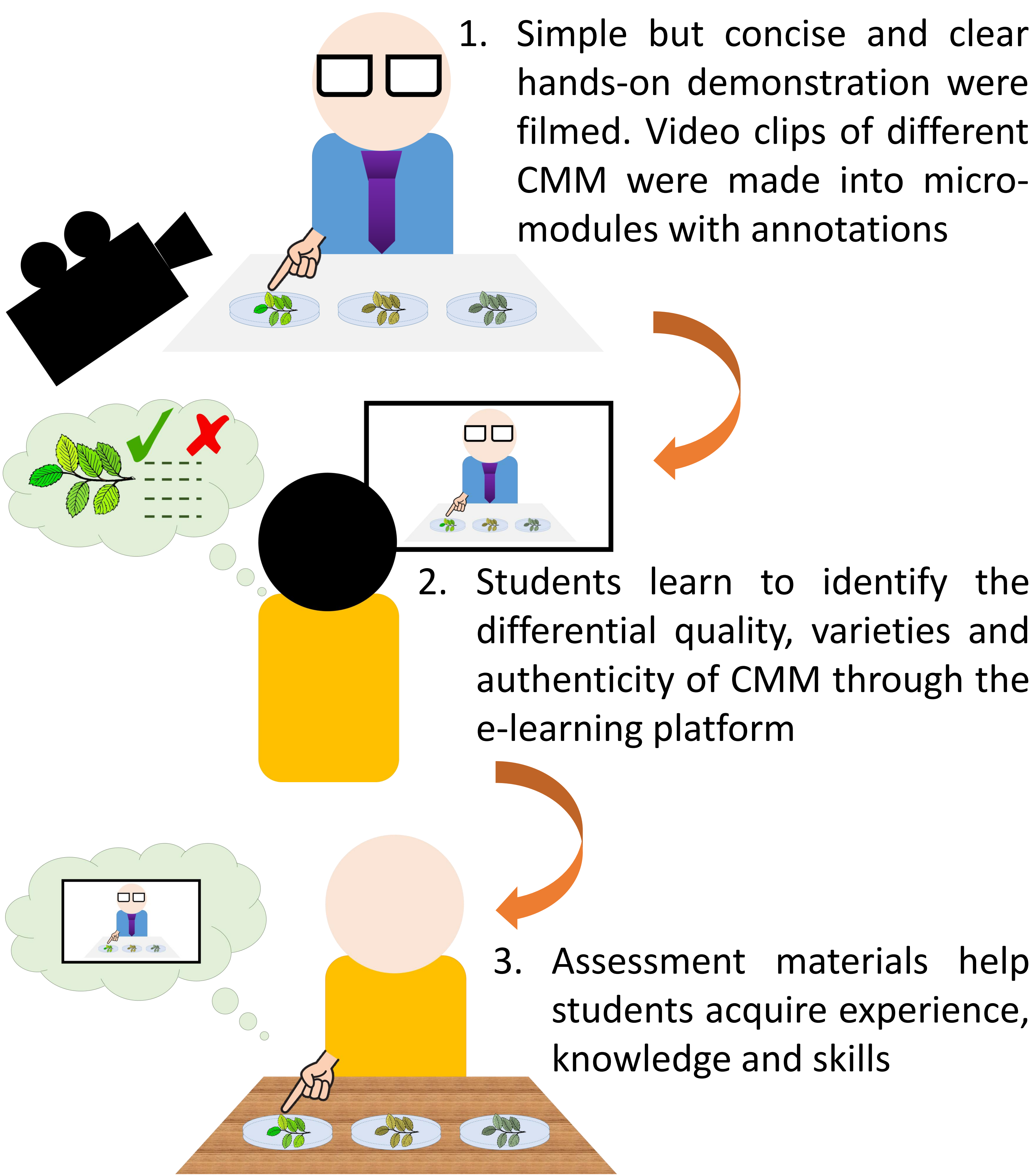


Introduction of Origin of Chinese *Materia Medica*



Simple Testing Methods of Chinese *Materia Medica* Specimen

Video Micro-modules



Outcomes

A class of Chinese Medicine students was surveyed after using the micro-modules. They found the teaching materials and assessment tools are useful for self-learning. They also expressed their willingness of using such learning materials in their further study.

Acknowledgements

This project is supported by Micro-Module Courseware Development Grant 2017-18. We would also like to thank Mr. Fat-ye HO, a local expert in CMM identification and herb marketing, for the hands-on demonstration and Mr. Chi-fai Eddie KWOK, colleague from ELITE, CUHK for his professional technical support.