

Mobile eLearning and Manipulating for Making the Students' First Robot


Dongkun Han, and Martin Leung
Department of Mechanical and Automation Engineering, CUHK

Our Story: From Tedious Labs to Interactive Labs

Students have to program on a desktop and test their robot on tracks, separately.




Students are able to compile their codes on a tablet, discuss with their teammate, test their codes on site in an interactive and efficient way.



Key Features of Robot and APP

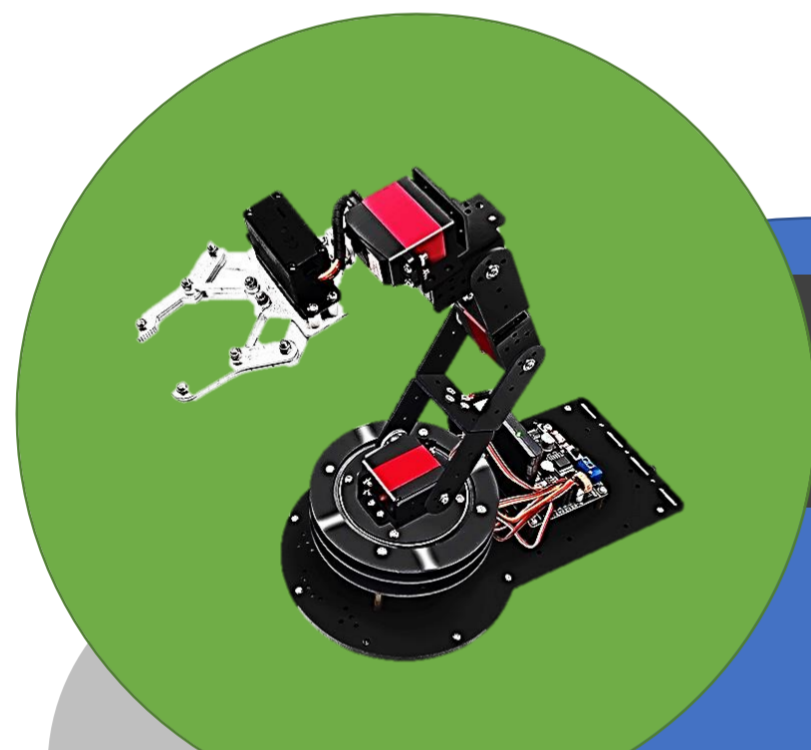
Wireless control with Bluetooth and a battery set.



Programming and compiling on mobile devices

Parameter Setting	
ST_Power	35
Large_turn	60
Small_turn	30
Turn_Power	50

Remote controllable 6-DoF robotic arm.



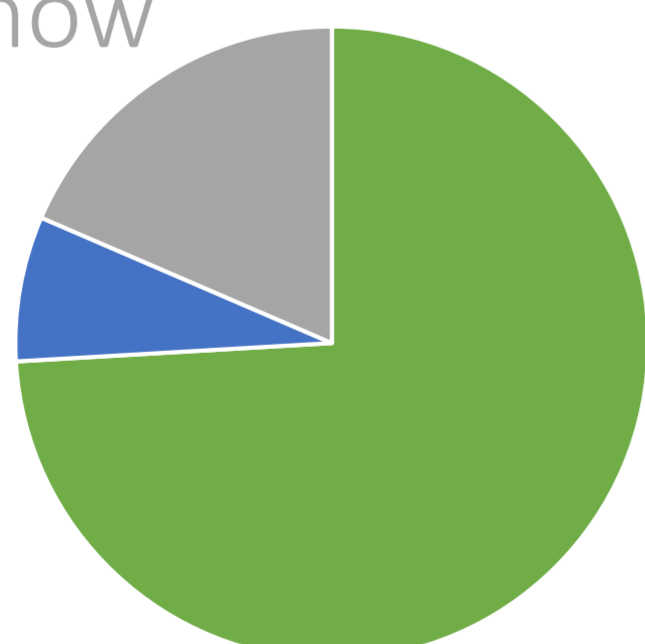
Real time data monitoring

Data Display	
Time	13002.12
Senor	010
State	S_010
Motor power	30 & 30

Students' Feedback: They Enjoy it!

Do not know

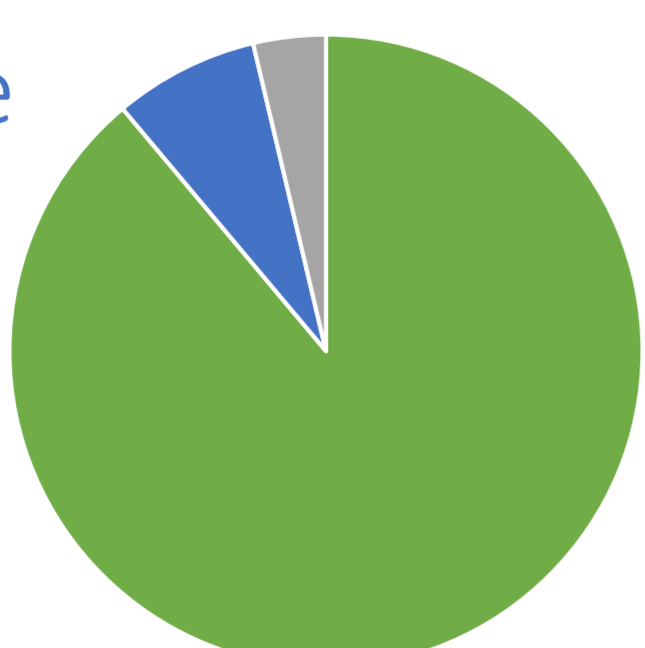
Disagree



Agree

The wireless robot and APP help me understand the basic concepts of robots.

Disagree

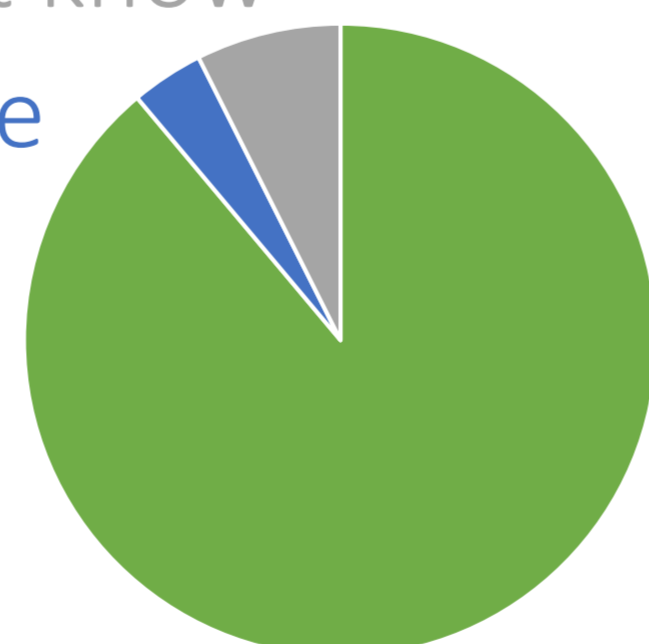


Agree

The wireless robot and APP provide an effective way to control robots.

Do not know

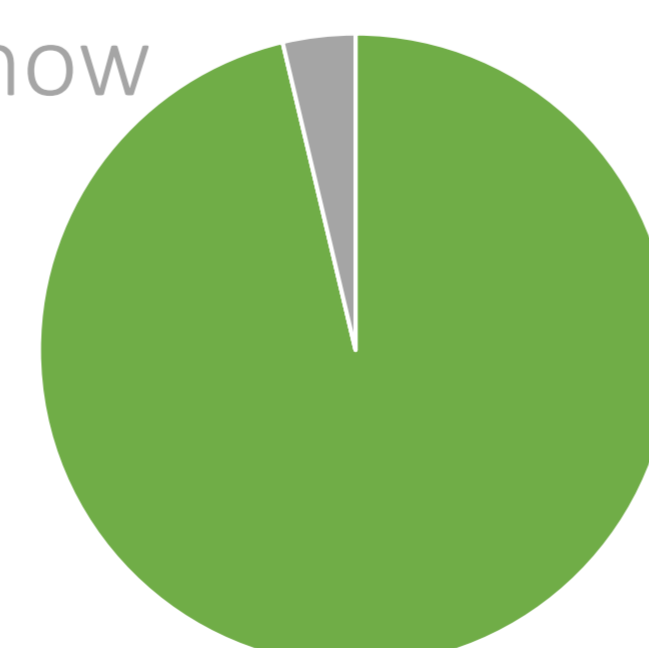
Disagree



Agree


The wireless robot and APP make this course more interactive and interesting.

Do not know




Agree

Overall, I like the method based on wireless robot and APP.



Programming on a tablet give us an efficient way for making the wheeled robot.

I find it is very interesting in programming and testing the robot by using the proposed APP.



The tablet and wireless robot let me know there are lots of fun in the lab.

Life is much easier with the help of the wireless robot and APP.



Acknowledgement

This project is supported by the Courseware Development Grant from the Chinese University of Hong Kong. We appreciate the help and active participation from all students of UGEB2303 Robots in Action in term 1, 2018-2019.

